

Factors Predicting

Paternal Fear of Childbirth among Thais

Nantaporn Sansiriphun

PhD, RN, APN, Assistant Professor
Faculty of Nursing,
Chiang Mai University,
Thailand



Factors Predicting

Paternal Fear of Childbirth among Thais

Authors

- Nantaporn Sansiriphun
- Chavee Baosuang
- Jariyaporn Srisawang,
- Pratum Soivong,
- Ratchaneewan Charuloedphong

Learning objects

- ▶ The learner will able to know
 - ☞ The emotions and feeling of father during their wives pregnancy and childbirth.
 - ☞ The level of childbirth fear among fathers and factors predicting of paternal fear of childbirth.



Factors Predicting

Paternal Fear of Childbirth among Thais

☞ No conflict of interest with any of the authors in this study.

Acknowledgements:

This study was financially supported by CMU Mid-Career Research Fellowship Program, Chiang Mai University, Thailand



Presentation outline

- 1. INTRODUCTION**
- 2. PURPOSE OF THE STUDY**
- 3. METHODS**
- 4. RESULTS**
- 5. CONCLUSION**
- 6. IMPLICATION**





INTRODUCTION

- ▶ During their wives or partners' pregnancy and childbirth, fathers will try to adapt themselves to deal with their emotions, feelings, and recent life changes.
- ▶ Fear of childbirth is an emotional response resulting from expectation, prediction, or previous experience with childbirth

(Jordan, 1990; Palkovitz, 2007; Sansiriphun, et al., 2010)



INTRODUCTION (con...)

- ▶ From literature review, it was found that...
 - ☞ More than 80 percent of fathers in Hungary had a fear of childbirth.
 - ☞ 13 percent of fathers in Sweden had a fear of childbirth at a severe level, and 59 percent were at a mild to moderate level.

(Szeverenyi, Poka, Hetey, & Torok, 1998; Eriksson, Westman, & Hambreg, 2005)



INTRODUCTION (con...)

- ▶ Fear of childbirth among fathers is from the prediction that childbirth could cause damage to their wives and babies, so they fear childbirth.
- ▶ Fathers often concerned with their babies' health, injuries, disabilities, the safety of their wives, or even death at birth.

(Chalmer & Meyer, 1996; Eriksson, Westman, & Hambreg, 2006; Szeverenyi et al., 1998; Sansiriphun, 2013)



INTRODUCTION (con...)

- ▶ Regarding study reports conducted by in-depth interviewing among Thai fathers...
 - ☞ They fear that their wives would not be able to withstand the pain while waiting for the birth and while giving birth, have no pushing power, use tools to help deliver, be shocked, or die.
 - ☞ For babies, the fathers had feared that the children would not be complete or would have injuries at birth, concussion from delivery tools, and disabilities.

(Sansiriphun, Baosuang, Klanklin, Kantaraksa, & Liamtrirat, 2014)



INTRODUCTION (con...)

- ▶ Such fear affects the mind and body of the father, as well as their role as a father.
- ▶ According to the literature review, fathers of different races had different paternal fears of childbirth depending on several factors:
 - ☞ age, number of children, income level participation in a childbirth preparation class, anxiety, self-esteem, and a social support network.

(Bartlett, 2004; Eriksson, et al., 2005; 2006; 2007; Saisto & Halmesmaki, 2003; Kaewya, Sansiriphun, & Baosoung, 2014)



PURPOSE OF THE STUDY

- ▶ To explore the factors predicting paternal fear of childbirth among Thais





METHODS

► Design and Samples

- ☞ A cross-sectional, correlational design was used.
- ☞ 250 fathers whose wives attended the Health Promotion Center Region 1, Chiang Mai, northern Thailand for birth.



METHODS (con...)

► Research instruments

- ☞ Demographic Data Scale
- ☞ Paternal Fear of Childbirth Scale
- ☞ The State-Trait Anxiety Inventory [STAI] form Y-1
- ☞ Self-Esteem Visual Analog Scale
- ☞ Social Support Questionnaire



METHODS (con...)

▶ Data collection and analysis

☞ From August 2015 to February 2016

☞ Data were analyzed using

- ◆ descriptive statistics

- ◆ stepwise multiple regression analysis

▶ Ethical consideration

☞ The Research Ethics Review Committee,
Faculty of Nursing, Chiang Mai University



RESULT

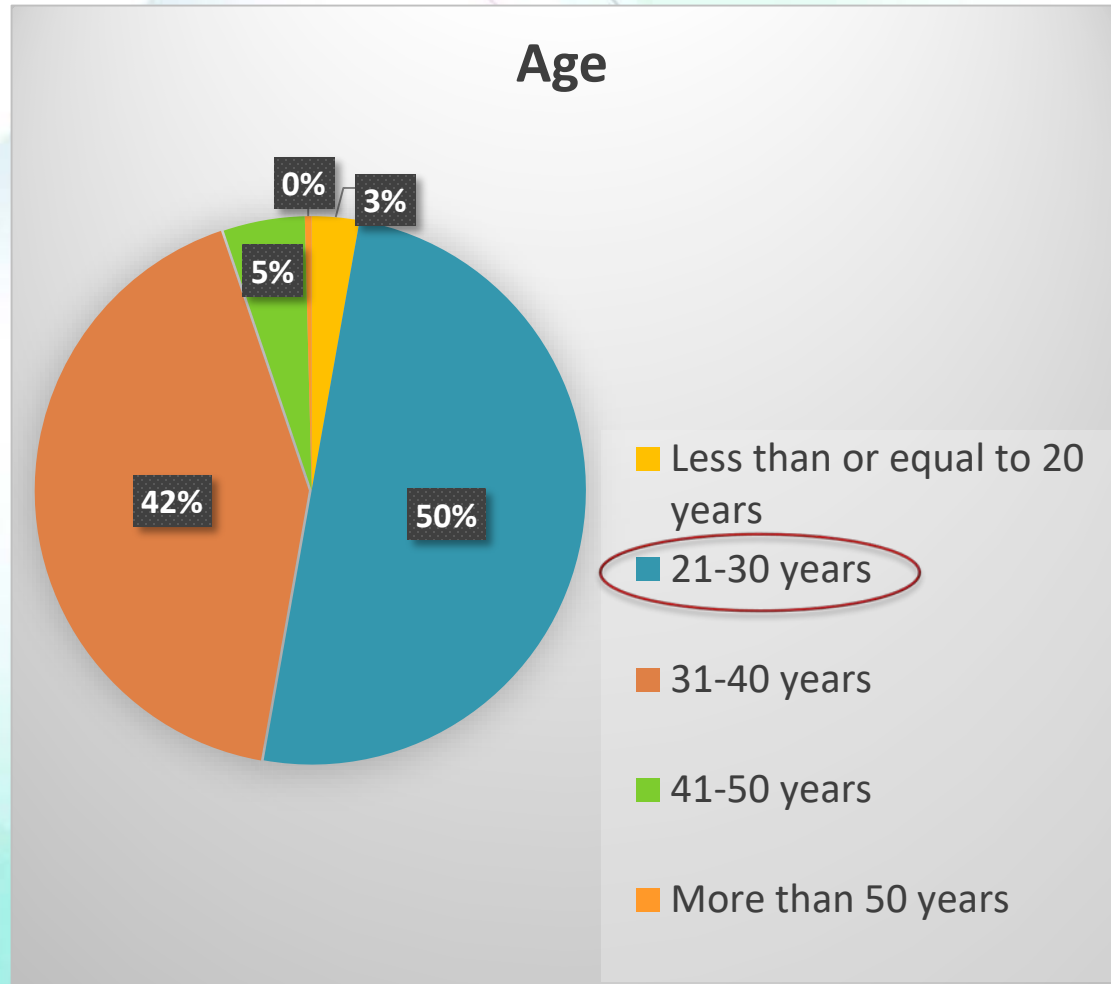
► Demographic Characteristics of the samples (n=250)

Age

$X = 30.48,$

Min = 18, Max = 53 ,

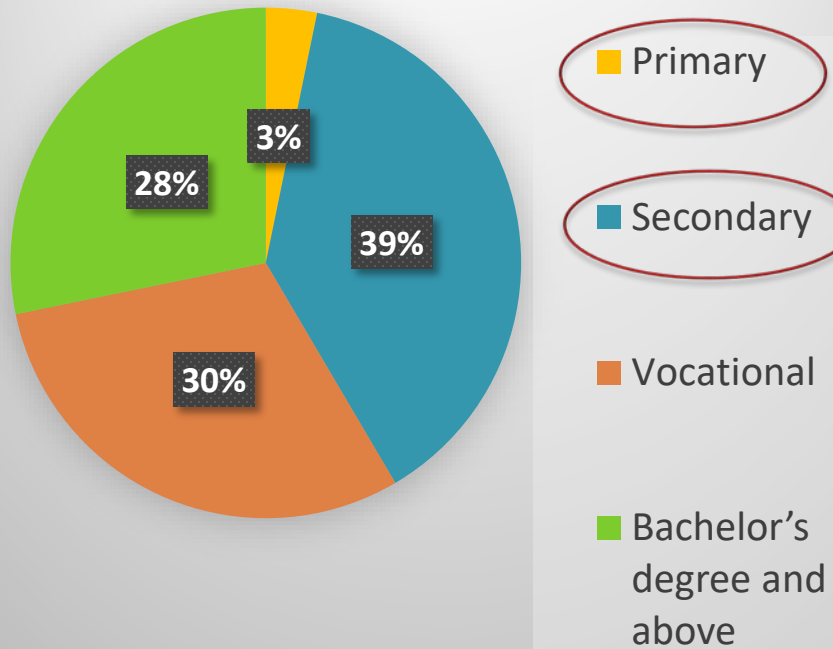
S.D. = 6.10



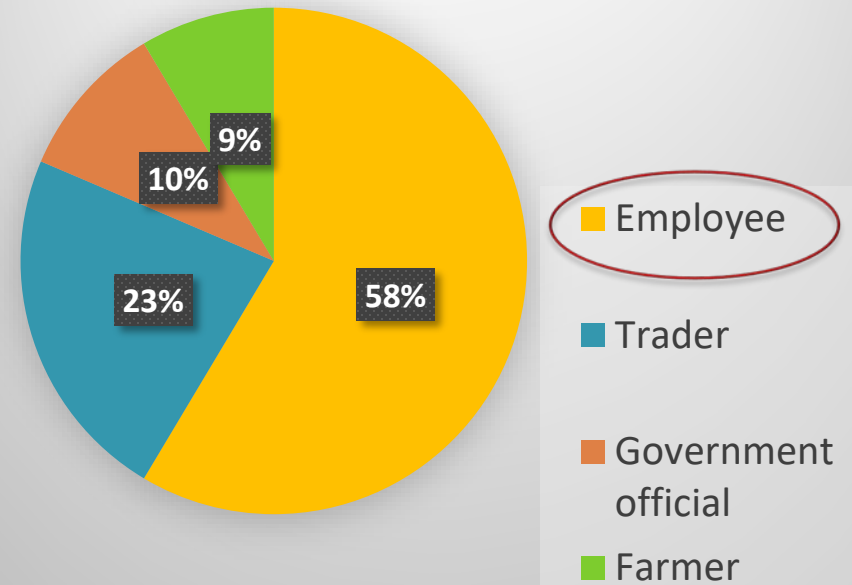


RESULT (con...)

Educational Level



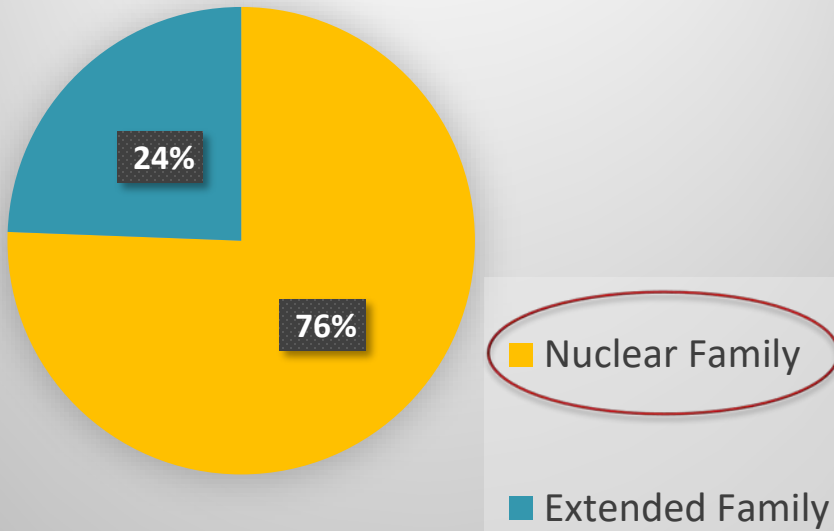
Occupation



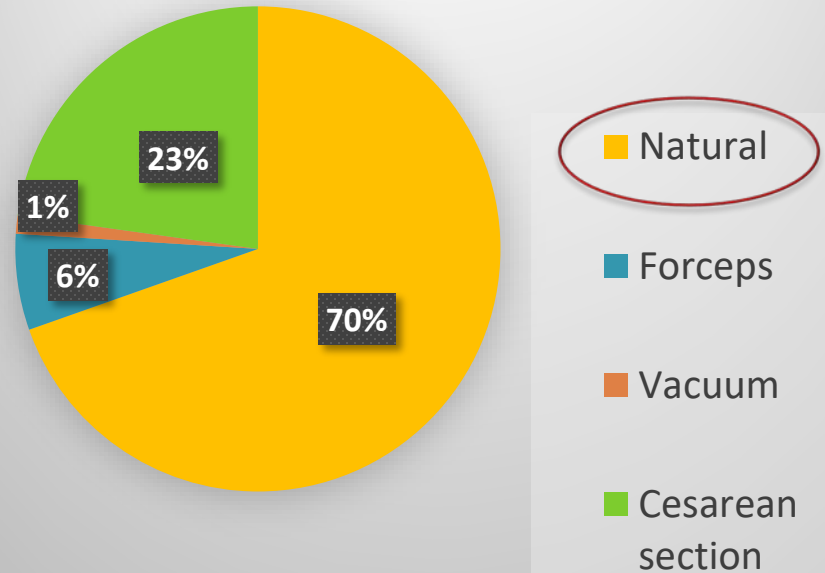


RESULT (con...)

Family Structure



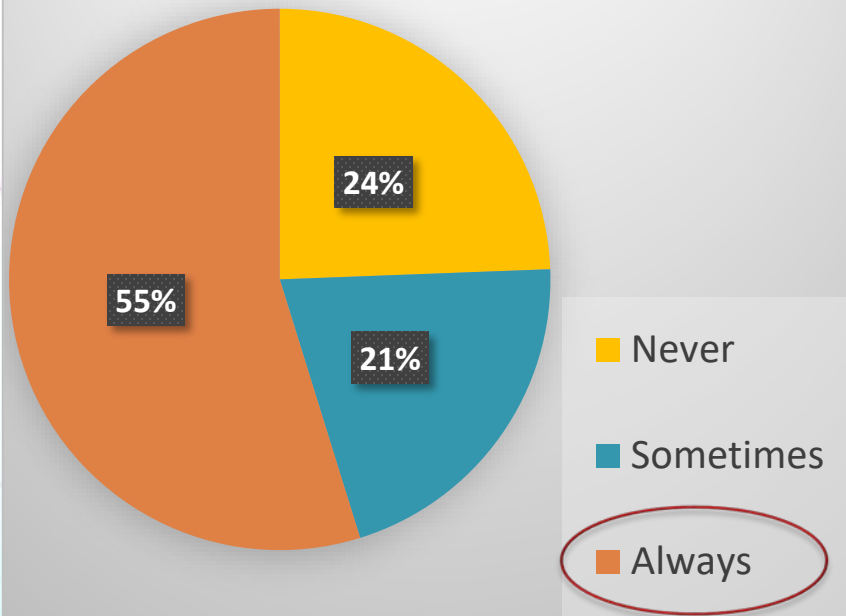
Method of Delivery



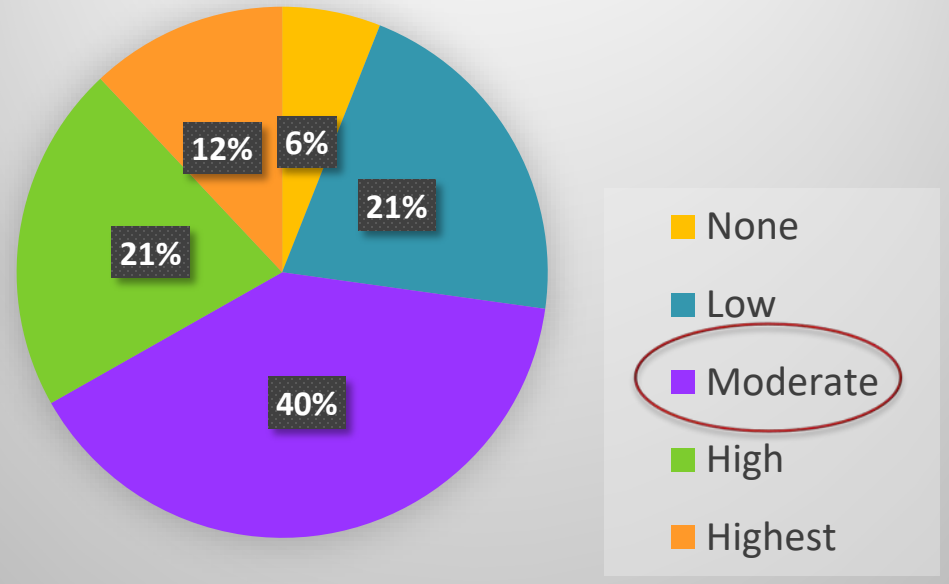


RESULT (con...)

Childbirth Preparation Attendance



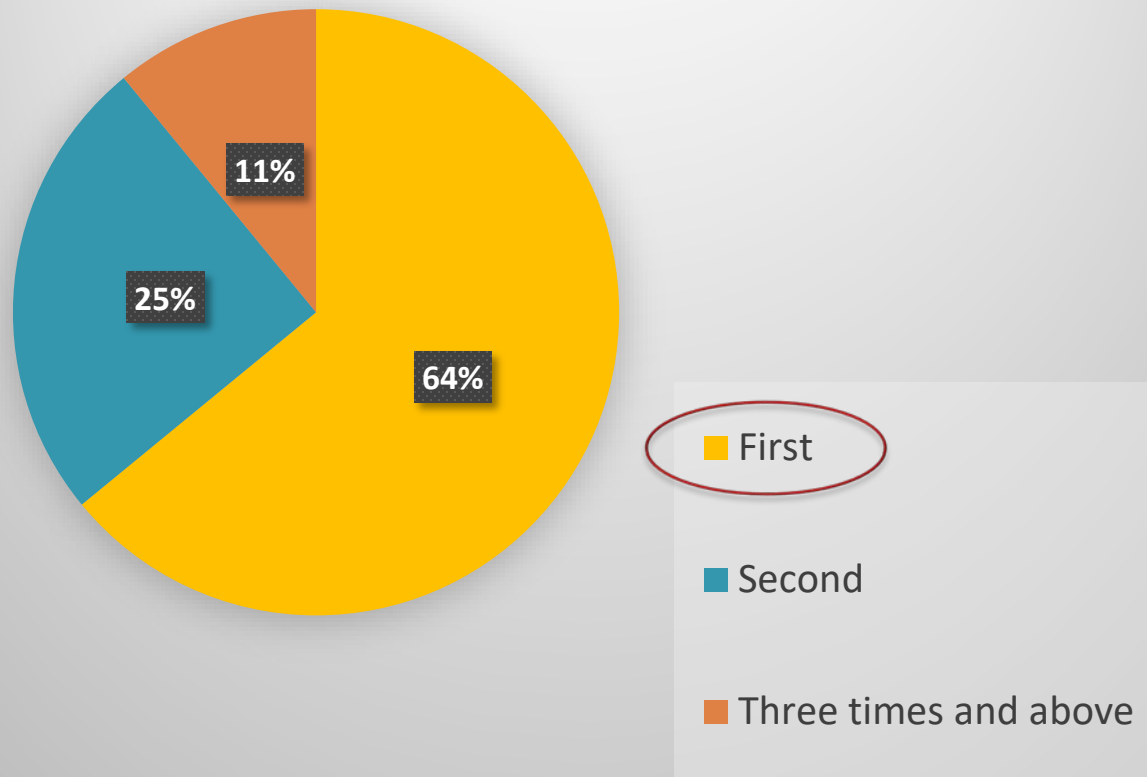
Fear of Labor Pain





RESULT (con...)

Number of giving birth of their wives



RESULT (con...)

- ▶ Number, Percentage, Range, Mean, and Standard Deviation of Fear of Childbirth among Fathers (n=250)

Fear of Childbirth	Number	Percentage
Mild (0-46.25)	16	6.40
Moderate (46.26-92.50)	79	31.60
Severe (92.51-138.75)	103	41.20
Very severe (138.76-185.00)	52	20.80

$\bar{X} = 104.27$, S.D. = 36.50

(Min = 18.00, Max = 185.00)

RESULT (con...)

► Stepwise multiple regression analysis of predictive factors of fear of childbirth among fathers

	Unstandardized	Standardized		t	Sig.	95% Confidence Interval for B	
	Coefficients	Coefficients				Lower	Upper
	β	Std. Error	Beta			Bound	Bound
(Constant)	61.82	23.70		2.61	0.01	15.14	108.51
Anxiety	1.45	0.43	0.21	3.41	0.00	0.61	2.29
No attendance of childbirth	-19.11	4.47	-0.26	-4.28	0.00	-27.91	-10.31
Number of giving birth...	11.05	4.76	0.15	2.32	0.02	1.68	20.43
Age	-0.79	0.37	-0.13	-2.13	0.03	-1.53	-22.01

$R^2 = .368$, $F = 9.54$, p value $<.001$

RESULT (con...)

► Stepwise multiple regression analysis of predictive factors of fear of childbirth among fathers

	Unstandardized	Standardized		t	Sig.	95% Confidence Interval for B	
	Coefficients	Coefficients				Lower	Upper
	β	Std. Error	Beta			Bound	Bound
(Constant)	61.82	23.70		2.61	0.01	15.14	108.51
Anxiety	1.45	0.43	0.21	3.41	0.00	0.61	2.29
No attendance							
of childbirth	-19.11	4.47	-0.26	-4.28	0.00	-27.91	-10.31
Number of							
giving birth...	11.05	4.76	0.15	2.32	0.02	1.68	20.43
Age	-0.79	0.37	-0.13	-2.13	0.03	-1.53	-22.01

$R^2 = .368$, $F = 9.54$, p value $<.001$

RESULT (con...)

► Stepwise multiple regression analysis of predictive factors of fear of childbirth among fathers

	Unstandardized	Standardized		t	Sig.	95% Confidence Interval for B	
	Coefficients	Coefficients				Lower	Upper
	β	Std. Error	Beta			Bound	Bound
(Constant)	61.82	23.70		2.61	0.01	15.14	108.51
Anxiety	1.45	0.43	0.21	3.41	0.00	0.61	2.29
No attendance of childbirth	-19.11	4.47	-0.26	-4.28	0.00	-27.91	-10.31
Number of giving birth...	11.05	4.76	0.15	2.32	0.02	1.68	20.43
Age	-0.79	0.37	-0.13	-2.13	0.03	-1.53	-22.01

$R^2 = .368$, $F = 9.54$, $p \text{ value} < .001$



CONCLUSION

- ▶ This study provides information of factors affecting paternal fear of childbirth, which includes **the number of children, attendance at childbirth preparation classes, anxiety, and age** of the fathers.
- ▶ The relevant factors, and power of predictive factors associated with paternal fear of childbirth among Thais will benefit greatly from nursing practice, nursing education, and further research.



IMPLICATIONS

- ▶ Nurses and midwives should encourage the father to attend a childbirth preparation classes, develop strategies to decrease their fear of childbirth by reducing anxiety and providing support to meet the needs of each fathers' age-group and the experience of fathers.



Thank you for your attention

Q & A

